Схема установки для направляющих скрытого монтажа с доводчиком 3Д V-HG21. Артикул: 00-00004288

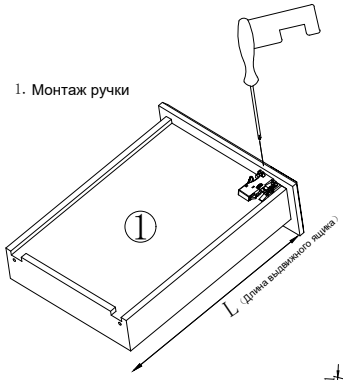

1. Монтаж ручки

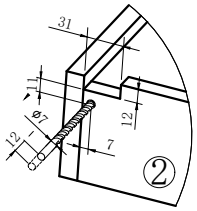

2. Просверливание отверстий на задней стенке выдвижного ящика

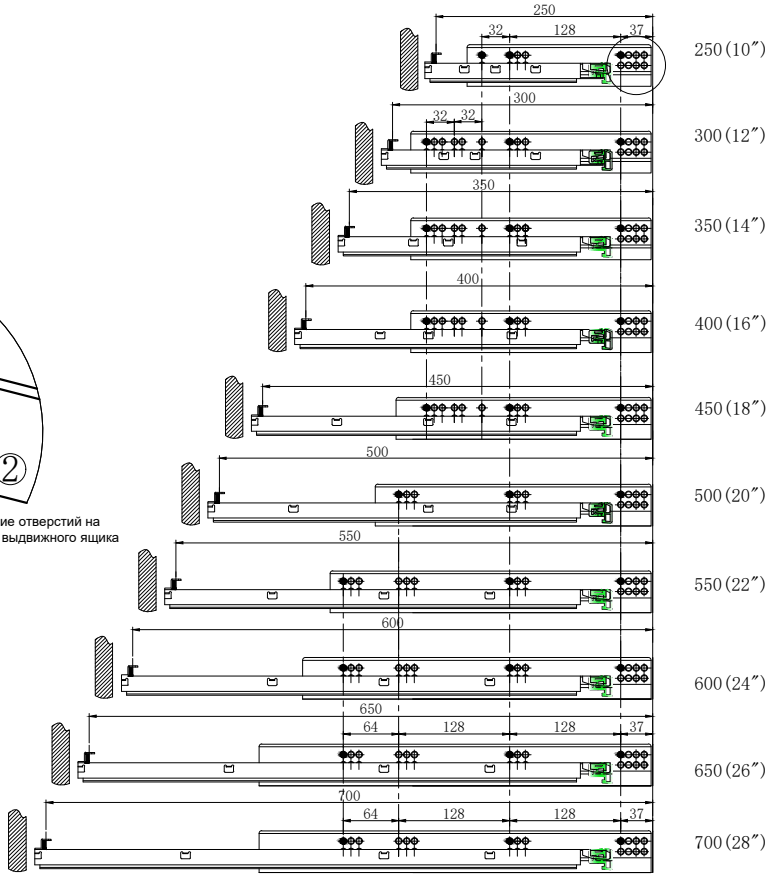

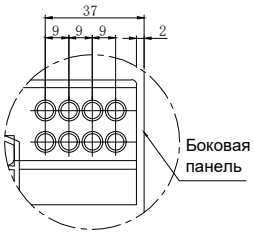

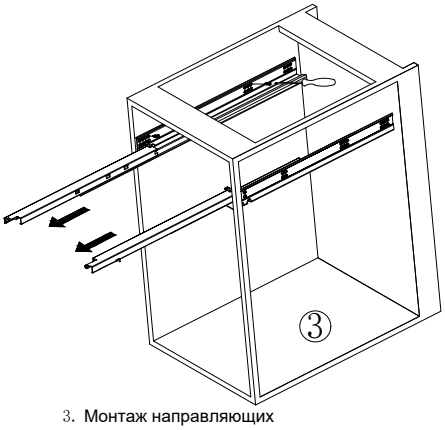

3. Монтаж направляющих

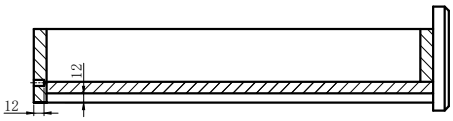

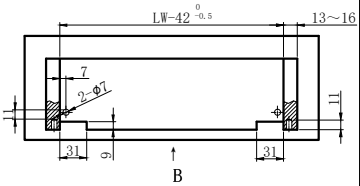

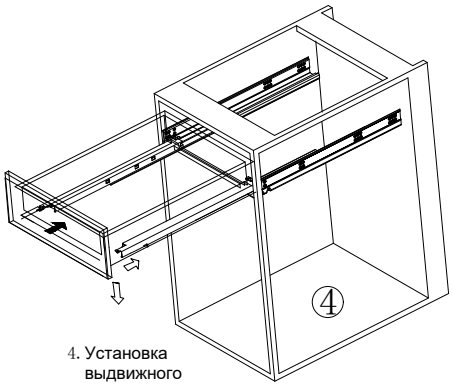

4. Установка выдвижного ящика

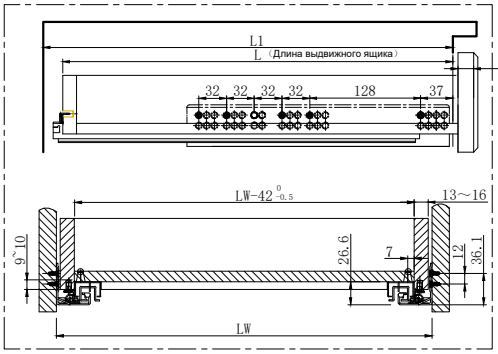

Панель выдвижного ящика

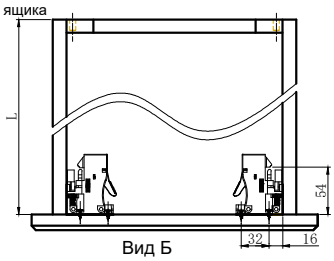

Вид Б

Технические характеристики	250	300	350	400	450	500	550	600	650	700
Длина выдвижного ящика (L)	250	300	350	400	450	500	550	600	650	700
Длина внутри шкафчика(мин)(L1)	268	318	368	418	468	518	568	615	665	715
Упаковка (комплекты/коробка)	10	10	10	10	10	10	10	10	10	10